













Year 1 and 2 Homework Challenge - Citizens of the World

We hope you enjoy completing the activities. Please take care and remember you can present them in any way you like. The date your challenges need to be returned to school is **12th July**.
Enjoy the Challenges!!

<p style="text-align: center;"><u>Make a Book</u></p> <p>Can you make your own book or leaflet to help other children to identify the trees and plants in our school grounds? You will need to draw and colour really carefully before labelling your plants.</p> <div style="text-align: center;">  <p>MINT SUNFLOWER ROSEMARY</p> </div>	<p style="text-align: center;"><u>Introducing a place in Ripon</u></p> <p>Choose a tourist attraction in Ripon, such as the Workhouse Museum or Cathedral. Design a poster to advertise it. Why should people visit? What are the important features? Can you draw a map to get to it from the Market Square?</p> <div style="text-align: center;">  </div>	<p style="text-align: center;"><u>Go on a detective walk</u></p> <p>Go on a walk in your local area. Take a photograph of any building that you think looks old (you might want to ask an adult to help you out here). Look at the photographs you have taken. Why do you think they are old? Could you put the photographs in order from the oldest to the youngest?</p> <div style="text-align: center;">  </div>
<p style="text-align: center;"><u>Maths</u></p> <p>Have a go at learning your number bonds to 10 or 20. Play the game on Top marks called 'Hit The Button.' Can you beat your score? Or download the White Rose APP '1 Minute Maths.'</p> <div style="display: flex; justify-content: space-around;">   </div>	<p style="text-align: center;"><u>How to look after a plant.</u></p> <p>Design a poster to help someone look after a plant. You could draw pictures to help explain your instructions. You could also label the parts of the plant.</p> <div style="text-align: center;">  </div>	<p>Write a poem Collect words to describe the sounds you hear at home, the swimming pool or the park. You can write a poem to describe the sounds you can hear anywhere you like! Think of the best words you can think off.</p> <p style="text-align: center; color: red;">Splash Woosh! Plop Tap Ticking</p>
<p style="text-align: center;"><u>Art</u></p> <p>Create a self-portrait using materials and skills of your choice. Here are some materials and skills you could include: sketching, collage (using a range of materials), pastels, paint. How can you best represent yourself through art?</p> <div style="text-align: center;">  </div>	<p style="text-align: center;"><u>All About You!</u></p> <p>Create a poster all about you! Your likes, dislikes and hobbies you have. These can be shared with your new teacher!</p> <div style="text-align: center;">  </div>	<p style="text-align: center;"><u>DT</u></p> <p>From the clean materials you have found, can you design and make a moving vehicle? You could make a car, a bus or an aeroplane!</p> <div style="text-align: center;">  </div>
<p style="text-align: center;"><u>The Four Seasons</u></p> <p>Can you name the four seasons? How does the weather change during these seasons? Create a weather map to show what happens during the four seasons.</p> <div style="text-align: center;">  </div>	<p style="text-align: center;"><u>Mapwork</u></p> <p>Imagine you are a bird looking down at your house or street from above. Draw and label what you can see.</p> <div style="text-align: center;">  </div>	<p style="text-align: center;"><u>Transition</u></p> <div style="text-align: center;">  </div> <p>Think about the last year, what have you enjoyed the most? What is your proudest moment? Think about next year, what are you looking forward to? What are you hoping for? What do you want to achieve?</p>