



Year 2 Home Learning Pack

Thursday 28th January & Friday 29th January

Name:

Date returned to school:



What makes the UK special?

Vocabulary

Country	A land controlled by a single government.
Capital City	A capital city is usually among the largest cities in the country and is usually the location of the government's central meeting place and offices. Most of the country's leaders and officials work in the capital city.
Sea	A body of salt water not as large as an ocean.
Physical Feature	Created by nature such as cliffs, seas and rivers, they would be here even if there were no people around.
Human Feature	A man-made feature such as a building, roads and bridges.

5 Finger Facts

London is the capital city of England.

England, Scotland, Wales and Northern Ireland make up the United Kingdom.

The English Channel, the North Sea and the Irish sea surround the United Kingdom.

I can identify human and physical features of an area.

London has many popular attractions including the River Thames, the London Eye and Buckingham Palace.

This week's activities

Countries of the UK




Capital cities and the surrounding seas



Attractions in London



Physical and human features



Postcard from London



At the end of the week, you will be using your knowledge and skills to write a postcard from a trip to London.

Thursday 28th January



9:00 – 9:30am – Reading Eggs

Complete your daily assignments on Reading Eggs. These should come up and include a Storyland Session and a Driving Lesson.

Here is an example of a non-chronological report about beaches

All About Beaches

What Is a Beach?

Beaches are always found next to a stretch of water, such as the sea or a lake. Usually, they are composed of rock which could be in the form of sand, pebbles, gravel or shingle.

At some beaches, there is a high and low tide. This means that at certain points of the day, the sea comes further up the beach. On some beaches, at times, the sea completely covers it.

Beach Activities

Beaches are a popular choice for both a holiday or a day trip. As you can spend a full day there, many people choose to take a picnic. Other activities include building sandcastles of all shapes and sizes as well as playing a variety of ball games. People also choose to paddle at the seashore although it can be rather chilly. Those who are feeling brave may opt to go swimming! At some beaches, you can also find rock pools. There are lots of treasures to be found, including starfish and crabs.



Important Information

Make sure you always check high and low tide times before you visit a beach.

All About Beaches

Popular UK Beaches

It is popular belief that beaches in the United Kingdom are some of the safest and cleanest in the whole world. Amazingly, over 200 can be found along our coastline. There are also other man-made beaches, which can be found next to lakes.

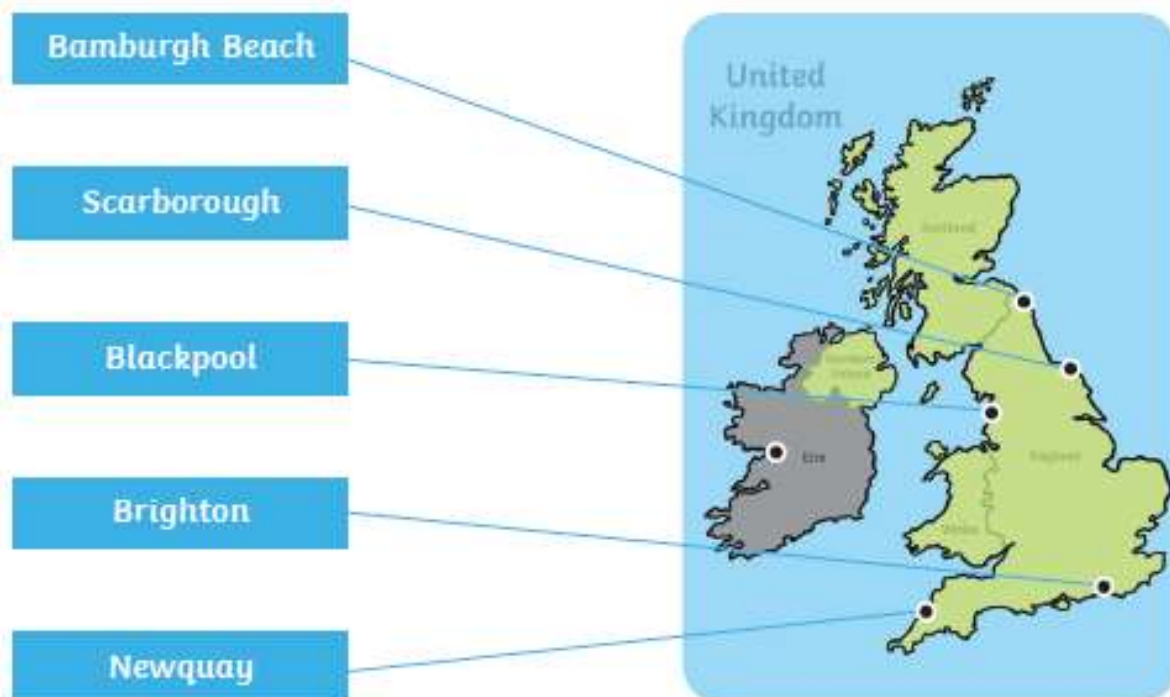
Blackpool Beach increased in popularity when the railway was invented.

Scarborough hosts two beaches, north and south, which are both very popular. The soft sands attract children and adults alike.

Brighton is a very popular beach in the south. It is covered in shingle and stretches for over five miles.

Newquay has many beaches and people travel from afar to visit.

Bamburgh Beach is overlooked by the castle. It is also home to many sand dunes.



Use this and the work you have done so far on London to plan your leaflet. What attractions are you going to include? How will you encourage people to visit London?

Write your plan on 'Storyboard - 3 frames' sheet on Purple Mash. Here is a word mat to help you

<p>Features</p> <p>To write a good non-chronological report:</p> <ul style="list-style-type: none"> • start with a title at the top of the report; • write an introduction to tell readers what the report will be about; • put your information into sections; • give each section a sub-heading; • use facts that you have researched; • include pictures with captions. 	<p>Remember to...</p> <ul style="list-style-type: none"> • begin your sentences with a capital letter. • end your sentences with a full stop, question mark or exclamation mark. • use capital letters for names and places. • leave spaces between your words. • join words and clauses using the word 'and'. • add 's' or 'es' to the end of plural words. • use spelling rules to spell words correctly.
<p>Sentence Starters</p> <ul style="list-style-type: none"> • One interesting fact about this is... • Another thing is... • Lots of people think... but actually... • Did you know that...? • Sadly,... • Sometimes... 	<p>Example Sentences</p> <ul style="list-style-type: none"> • Most tigers have orange fur with black stripes on their body. • Tigers love water and are very good swimmers! • Tigers like to live alone but female tigers live with their cubs until they can hunt for themselves.

10.30am - Don't forget to log onto the class zoom.



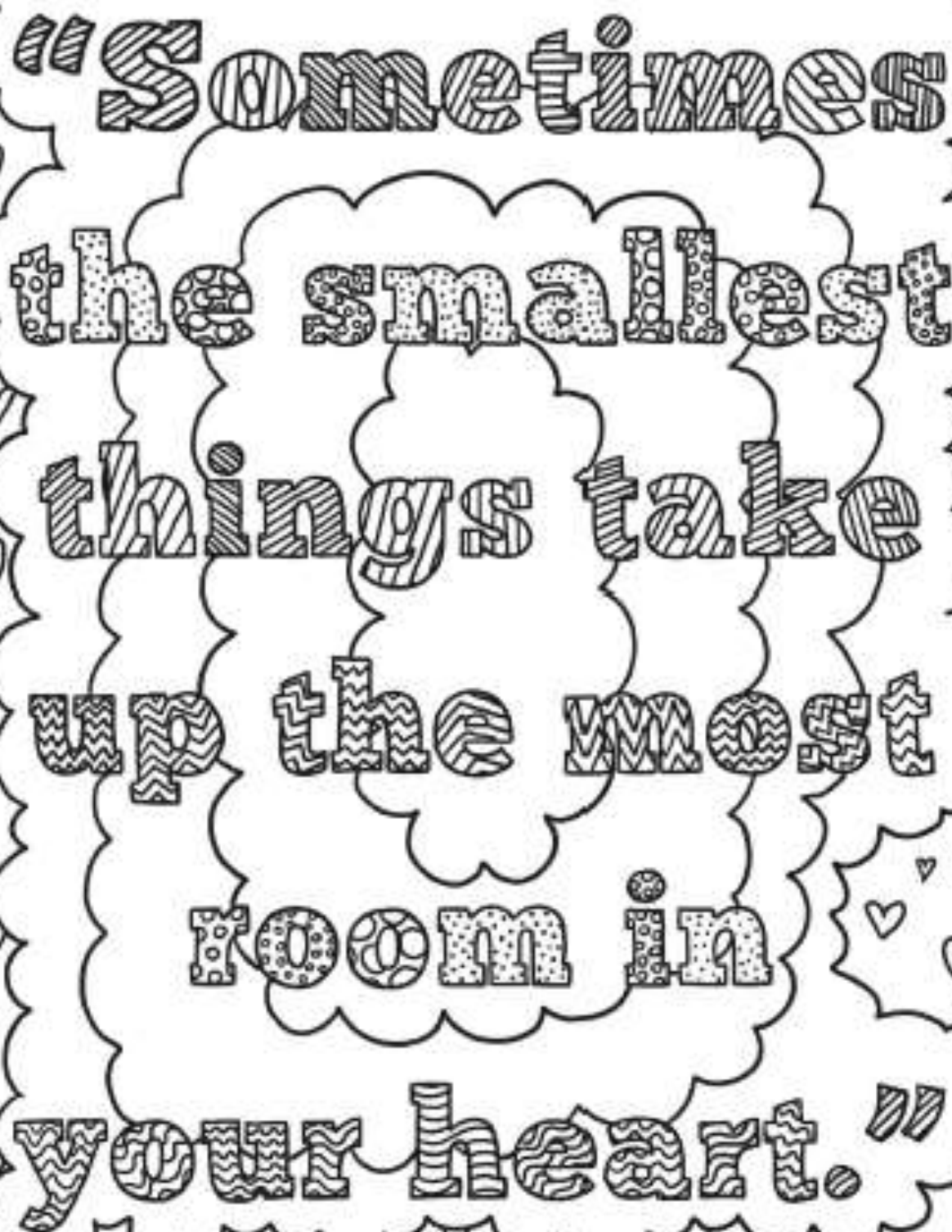
10:30 - 10:45am Brain break!

Go outside and get some fresh air, go and have a chat with someone about something you have done this morning or play with your favourite toy.

10:45 - 11am Times Tables Rock Stars

Log on to times tables rock stars and see if you can beat your last score.

11 - 11:05am - Before you get back to work let's do a mindfulness activity




"Sometimes
the smallest
things take
up the most
room in
your heart."

- Winnie The Pooh

11:05 - 11:20 am - Handwriting and daily phonics

Watch <https://teachhandwriting.co.uk/continuous-cursive-joins-choice-4.html> (sh)

Complete 'sh' handwriting sheet



Over the last couple of weeks, we have looked at question marks and commands. Have a look at the following slide to see if you can work out what statements and exclamations are.

Here is a quick recap of questions and commands:

Statements

Statements are sentences which tell you something. They usually end with a full stop.

Rainbows have 7 colours.
They are beautiful to look at.



twinkl

Exclamations

An exclamation is a sentence beginning with 'What' or 'How'. It is a full sentence, including a verb, which ends with an exclamation mark.



What a dangerous mountain to climb!



What amazing children they are!



How kind of him to do that!

twinkl

Questions

Questions are sentences that ask you something. They usually end with a question mark.



What did you have for dinner?



twinkl

Commands

Commands are sentences that tell you to do something. They are found in instructions but can also be urgent or angry and can be very short.



Help me!
Please stop doing that.



twinkl

Try this activity on Classroom Secret Kids: <https://kids.classroomsecrets.co.uk/resource/year-2-all-four-sentence-types/>

Complete the activity on the next page:

1. Draw a line to match the sentences to the sentence type.

How lucky we are to see a
hedgehog!

Where would you like to go for your
birthday?

Tell me how you did that
magic trick!

The giraffe is the tallest animal in
the world.

statement

question

exclamation

command

Can you write a statement, question, command and exclamation for this picture?

Statement:

Command:

Question:

Exclamation:



Finding the difference

Watch <https://vimeo.com/479816379>

Find the difference



1 Teddy and Annie each have some money.

a) Teddy has this money.



How much money does Teddy have?

 p

b) Annie has this money.



How much money does Annie have?

 p

c) How much more money does Annie have than Teddy?

How did you work this out?

2 Rosie has this money.



She wants to buy this packet of sweets.



How much more money does Rosie need?

3 Work out the difference between the cost of a bottle of water and a lollipop.


 58p

 23p


- 4 Dora and Mo each have some money.



Dora

I have two £10 notes
and three £1 coins.



Mo

I have one £20
note, one £5 note and
two £2 coins.

Who has more money? _____

How much more money do they have?

- 5 Jack has been to the cinema and bowling.



How much more did Jack spend to go to the
cinema than to go bowling?



- 6 Esther has £3 and 67p.

Nijah has £3 and 15p.

Brett has £8 and 67p.

a) Who has the most money? _____

b) How much more money does Esther have
than Nijah?

c) How much more money does Brett have
than Esther?

- 7 Tom and Whitney each have £5 and 84p.

a) Tom spends some money.

Now he has £5 and 7p.

How much did Tom spend?

b) Whitney also spends some money.

Now she has £5 and 23p.

How much more did Tom spend than
Whitney?



12 - 1pm - Lunch

1pm - Geography

Attractions in London

London is famous for a range of landmarks Use the following pictures and information to help you describe the landmarks/attractions on 'London Attractions' on Purple Mash. You might want to do some additional research and write some words and phrases below or draw some pictures.



Big Ben

This landmark stands over 315 feet (96m) high. It is named after the 13.5 tonne bell housed within its tower.



London Eye

This landmark is 443 feet (135m) tall. Over 3.75 million visitors come each year to wonder at the views.



National Gallery

Home to over 2,300 different works of art, this attraction welcomes more than 6 million visitors each year!



Houses of Parliament

With 900 years of history, this is where the House of Commons and the House of Lords meet.



Westminster Abbey

Built in 1245, this landmark has over 1000 years of history and 17 monarchs buried within.



Tower Bridge

First opened in 1894, this London landmark is opened at least once a day now. But, if you need it to open, you must give 24 hours' notice- make sure the cars and buses have stopped first!



St Paul's Cathedral

This iconic, world-famous dome is a main feature of London's skyline. It is the home of the Bishop of London.



Buckingham Palace

The Queen's official London home, this building has 775 rooms, including 240 bedrooms, 78 bathrooms, a cinema and a swimming pool.

Complete the wordsearch

London

e z b u s v o p e m v d
u n d e r g r o u n d b
l a n d m a r k s k e i
x r d q e g m m n h v g
l b c h y d e p a r k b
o f e n s h o p s w z e
n q u e e n h l r i o n
d m c s t a t i o n i x
o i p g w t h e a t r e
n l q b i r c s h u x b
g c a p i t a l c i t y
w t o u r i s t s t z v

London
capital city
bus
underground
Big Ben
theatre

landmarks
shops
tourists
station
Hyde Park
queen

Friday 29th January



9:00 – 9:30am – Reading Eggs

9:30 – 10:15am – Writing

Using your plan and all the work you have done on London this week write your leaflet about London. Remember to encourage others to visit.

Use 'London Leaflet' on Purple Mash to write your leaflet.

10:15 – 10:30am – Times Tables Rock Stars

See if you can get your best score yet!



10:30 – 10:45am Brain break!

Think about all the things you have done this week, what has been your favourite thing to do during your brain break? Do that again today.

10:45 – 10:55am – Before you get back to work let's do a mindfulness activity

Brain Break Breathing

Bumble Bee Breathes

Open your hands out with the palms facing towards your face. Place your thumbs over your ears and your fingers over your eyes. Close your lips with your teeth slightly apart. Inhale deeply through the nose and breathe in. Count silently 1, 2, 3, 4, 5.

Exhale slowly through your mouth and make a humming sound like a bee. Count silently 1, 2, 3, 4, 5. Repeat.



Today would normally be our spelling test! Practise your spellings using the handwriting sheet, then get a grown up to test you. How many did you get right?

Adding '-ing', '-ed', '-er', '-est' and '-y' to Words of One Syllable

Practise your weekly spelling words using cursive handwriting.

patting

patted

humming

hummed

dropping

dropped

sadder

saddest

runner

runny

Your next set of spellings are:

To be tested on

5.2.21

The sound 'or'
spelt 'a' before 'l'
or 'll'

all

ball

call

walk

talk

always

small

wall

fall

altogether

Copy each word out 3 times and then complete the wordsearch! Remember to practise them for next Friday.

The Sound /or/ Spelt 'a' before 'l' or 'll'

r s a f h a g b s a l l
 a l t o g e t h e r a p
 m a f d w t j v a y e k
 s l f n i w d k b p w l
 m u f w m a l w a y s h
 a r w c t e n d l w n d
 l o w a l k l w l b a s
 l h b l s a t d g m g r
 h m s l a h j o f m l n
 y b w i t r d w a l l g
 t a l k u e n b l a l t
 p d r g k t a d l c d y

all	walk	small	altogether
ball	talk	wall	
call	always	fall	



Finding change

Watch <https://vimeo.com/479816820>

Find change



- 1 Dora has this money.



She spends 45p.

How much change does Dora get?

- 2 Tommy has this money.



He spends 41p.

How much change does Tommy get?

- 3 Alex has this money.



She spends 67p.

How much change does Alex get?

- 4 Nijah buys a lollipop for 15p.

She pays with a 50p coin.

How can we work out the change?

Circle the calculation.

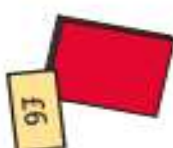
15 - 50	50 + 15	15 + 50	50 - 15
---------	---------	---------	---------

Talk about it with a partner.

- 5 Annie buys this book.

She pays with a £10 note.

How much change does Annie get?



- 6 Dexter buys these sweets.

He gives the shopkeeper £1 and 83p.

How much change does Dexter get?

F

and



7 Whitney, Jack and Amir each have £1

a) Whitney buys a bottle of water for 70p.
How much change does Whitney get?

b) Jack buys a box of raisins for 67p.
How much change does Jack get?

c) Amir buys a bottle of milk for 91p.
How much change does Amir get?

d) How did you work out your answers?



8



I paid for a drink
using one coin and I got
£2 and 19p change.

Eva is wrong. How do we know?

9 Rosie and Tom buy some of these items.



a) Rosie has a 50p coin.
She buys one item.

Rosie's change is all silver coins and one of
them is a 20p.

What did Rosie buy? _____

How do you know?

b) Tom has £1

What items could he buy?

How much change will he get?



12 - 1pm - Lunch

1pm - Geography

A postcard

Using all you have learnt about London and through watching the video, imagine you are spending a few days in London and write a postcard home about your time.

Write it on the 'London' postcard on Purple Mash.

Finish off your week with some Cosmic Kids Yoga or Zumba.

<https://www.youtube.com/user/CosmicKidsYoga>

I can't wait to hear about all your exciting learning!

Don't forget you can email photos of what you have done and you can share your work in our zoom meeting on Thursday!

Happy Learning!

Mrs Burland

