



# **Year 2 Home Learning Pack**

## **Thursday 4<sup>th</sup> February &**

## **Friday 5<sup>th</sup> February**

Name:

Date returned to school:



### Vocabulary

<b>Muslim</b>	A follower of the religion of Islam.
<b>Ramadan</b>	The ninth month of the Muslim year, during which strict fasting is observed from dawn to sunset.
<b>Eid-ul-Fitr</b>	The Muslim festival marking the end of the fast of Ramadan.
<b>Prophet</b>	A person regarded as an inspired teacher or proclaimer of the will of God.
<b>Allah</b>	Means 'the God' in the Arabic language. Muslims use the word Allah for God.

### 5 Finger Facts

The Muslim word for God in the Arabic language is Allah.

Prophet Muhammad is a leader for Muslims and they have great respect for him.

During Ramadan Muslims fast between dawn and sunset and at the end of Ramadan they have a festival called Eid-ul-Fitr.

A mosque is a special place for Muslims where they pray and worship.

Muslims holy book is the Qur'an and they treat it with respect.

### This week's activities

Allah and the Prophet Muhammad



Mosque and Qur'an



Ramadan

What Do We Know about Ramadan?

Ramadan is the name of the ninth month in the Islamic calendar. It is celebrated by Muslims around the world.



Eid-ul-Fitr



**At the end of the week, you will be using your knowledge and skills to write an email about Eid-ul-Fitr and create a card to celebrate.**

**This week you will also be doing some internet safety activities.**

## Thursday 4<sup>th</sup> February



**9:00 – 9:30am – Reading Eggs**

Complete your daily assignments on Reading Eggs. These should come up and include a Storyland Session and a Driving Lesson.

## 9:30 - 10:15am - Writing

Here is an example of a story

Paddington is a brown bear. He wears red wellington boots and a blue duffle coat. His favourite food is marmalade sandwiches. He lives in London with the Brown family. One day he went on a walk around London. He saw Big Ben and the river Thames. It was very busy and could hear a lot of people and traffic.



Use this and the work you have done so far on London to plan your story. Use the Storyboard - 6 frames activity on Purple Mash to plan your story.

**10.30am - Don't forget to log onto the class zoom.**



**10:30 - 10:45am Brain break!**

Go outside and get some fresh air, go and have a chat with someone about something you have done this morning or play with your favourite toy.

**10:45 - 11am Times Tables Rock Stars**

Log on to times tables rock stars and see if you can beat your last score.

**11 - 11:05am - Before you get back to work let's do a mindfulness activity**

# Stay Strong



11:05 - 11:20 am - Handwriting and daily phonics

Watch <https://teachhandwriting.co.uk/continuous-cursive-joins-choice-4.html> (but)

Complete 'but' handwriting sheet

© 2018 Teach Children Ltd.

**SPAG**

Here are some familiar faces! What do you think they might be saying? Use speech marks to show what they say!



---

---

---



---

---

---



---

---

---



---

---

---

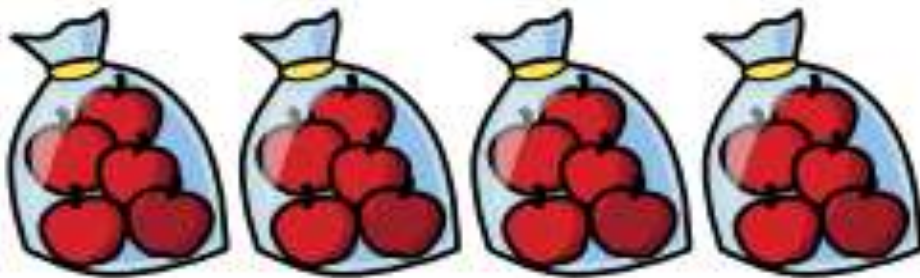


Add equal groups

Click here for your Maths lesson <https://vimeo.com/480212584>

## Add equal groups

**I** Complete the sentences.



There are  apples in each bag.

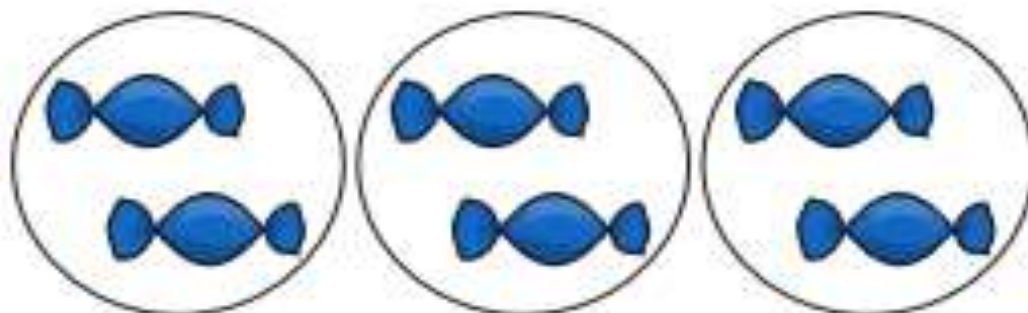
There are  bags.

There are  equal groups of

There are  apples altogether.

$$\square + \square + \square + \square = \square$$

**2** How many sweets are there?



$$\square + \square + \square = \square$$

There are  sweets.


**3** How many marbles are there?



$$\square + \square + \square = \square$$

There are  marbles.

4 How many candles are there?



$$\square + \square + \square + \square = \square$$

There are  candles.

5 Use counters to show the equal groups.

Complete the number sentences.

a)  $2 + 2 + 2 + 2 = \square$

b)  $5 + 5 + 5 + 5 + 5 = \square$

6 There are 7 equal groups of 5 counters.

How many counters are there altogether?

There are  counters altogether.



12 - 1pm - Lunch

1pm - RE

Eid-ul-Fitr

## Information About Eid al-Fitr

'Eid' means festival or celebration. 'al-Fitr' means 'breaking of the fast.'

This shows that Eid al-Fitr is the festival after the fasting during the month of Ramadan.

'Eid Mubarak' is a greeting often used during the festival. It means 'Have a blessed Eid!'



Happy Eid!

## How Is Eid al-Fitr Celebrated?

Muslim families celebrate Eid al-Fitr by putting on new clothes.

They enjoy sharing meals with family and friends. They prepare all different kinds of foods like samosas, pakoras, kebabs and much much more.





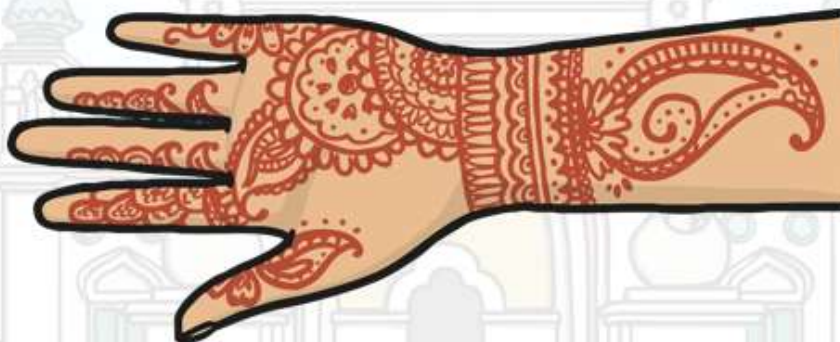
Homes are decorated with colourful decorations and lanterns.

Muslims read their holy book, the Qur'an, and go to a mosque to pray.

Muslims visit their friends and family. They give greetings cards and children may receive gifts of money, clothes and toys.



Women and girls decorate their hands with mehndi patterns. Mehndi is made from crushed henna leaves mixed with oil and other liquids such as lemon juice, water or tea.



Eid al-Fitr is a time for Muslim people to thank Allah for the strength that he has given them to have self-control during Ramadan. It is a time to celebrate with family and friends.



Use this information and some of your own research to complete the following activities on Purple Mash:

Plan for Iftar - Can you plan a meal for Iftar, the evening meal, that Muslims eat when they break their fast each night of Ramadan?

Eid-ul-Fitr Email - Eid-ul-Fitr is a big celebration that marks the end of Ramadan. Write an email to a friend explaining what Eid-ul-Fitr is.

Eid card - Create a card to celebrate Eid

You could then have a go at creating a Ramadan paper lantern

# How to Make a Ramadan Paper Lantern

1. Carefully cut off one end of the paper. Set this aside to use as the handle.
2. Decorate the sheet with a Ramadan theme.
3. Fold your paper in half, lengthwise, along the dotted line.
4. Carefully cut along the marked lines. Be careful not to cut to the edge of the paper!
5. Unfold the paper.
6. Match the long edges together on the lantern and use tape to hold it in place.
7. Glue or ask an adult to staple the handle to the top of the lantern.



---

---

---

---

---

---

---

---

---

---

---





## Friday 5<sup>th</sup> February



9:00 - 9:30am - Reading Eggs

**9:30 - 10:15am - Writing**

Using your plan write your Paddington story and include London landmarks.

Use 'Create a story' on Purple Mash to write your story. If you select adventure story you can add backgrounds and pictures.

**10:15 - 10:30am - Times Tables Rock Stars**

See if you can get your best score yet!



**10:30 - 10:45am Brain break!**

Think about all the things you have done this week, what has been your favourite thing to do during your brain break? Do that again today.

**10:45 - 10:55am - Before you get back to work let's do a mindfulness activity**

Mindfulness Challenge Cards



Squeeze all of your muscles. Firstly, can you relax your hands, then shoulders, neck, tummy, legs, feet and lastly, toes?



Today would normally be our spelling test! Practise your spellings using the handwriting sheet, then get a grown up to test you. How many did you get right?

## The Sound /or/ Spelt 'a' before 'l' or 'll'

Practise your weekly spelling words using cursive handwriting.

all

ball

call

walk

talk

always

small

wall

fall

altogether

Your next set of spellings are:

Year 2 spellings  
To be tested on  
12.2.21  
Common  
Exception Words

---

fast  
last  
father  
class  
grass  
pass  
plant  
path  
bath  
people

---

Copy each word out 3 times and then complete the wordsearch! Remember to practise them for Friday.

# Common Exception Words

c c b k q r b c p a s s  
l i l a s t e w k j h e  
a w g w u i w t b i k o  
s b e e p a t h e r d a  
s h q w m a s h f v e j  
b e y q r t g r a s s o  
l p b w v u n s t e t n  
p l a n t s v r h a s m  
w e t w b a v r e a r e  
m n h i r y k n r m p o  
r e t b n m p e o p l e  
f a s t l i t u o i p y

fast

class

plant

people

last

grass

path

father

pass

bath




Making arrays

Click here for your daily maths lesson <https://vimeo.com/480212725>

## Make arrays


1 Circle each row of sweets.



How many rows are there?

There are  rows.

2 Circle each column of apples.



How many columns are there?

There are  columns.



**3** Make this array.



Complete the sentences.

a) There are  counters in each row.

There are  rows.

There are  counters altogether.

b) There are  counters in each column.

There are  columns.

There are  counters altogether.

Make your own array.

How many rows are there?

How many columns are there?

Can you make your own array?



Take a photo and send it to me. Don't forget to add a sentence to explain the array (just like on question 3).





12 - 1pm - Lunch

1pm - ICT

### Internet Safety

Today you will be doing some activities about internet safety.

Watch <https://www.childnet.com/resources/digiduck-stories/detective-digiduck> The story is read by the author Lindsay Buck.

After you have watch it complete the 'SID 2021 KS1' activity on Purple Mash. You will be asked to choose an animal and think of something that is true, untrue and an opinion. Then have a go at making up your own fake facts for a website about the moon.

Once you have completed that have a go at the 'Safer Internet Day 2021 KS1 Quiz' on Purple Mash to show your understanding of the theme.

Finish off your week with some Cosmic Kids Yoga or Zumba.

<https://www.youtube.com/user/CosmicKidsYoga>

I can't wait to hear about all your exciting learning!

Don't forget you can email photos of what you have done and you can share your work in our zoom meeting on Thursday!

Happy Learning!

Mrs Burland

