MOORSIDE

Year 1 Home Learning for 07.01.21 – 15.01.21

Your maths for the next week will be recapping our learning on place value which we completed before Christmas. Start each day by watching the videos on the White Rose website (Autumn Term Week 4). I want to make sure (by recapping and reinforcing) that we have fully understood this concept. This will make it easier for us to make links to future learning. Then complete the sheets in your pack.

https://whiterosemaths.com/homelearning/year-1/week-4/

Thursday 7th January – Order Objects.

Friday 8th January – Order Objects – Reasoning and Problem Solving.

Monday 11th January – Order Numbers.

Tuesday 12th January – Order Numbers – Reasoning and Problem Solving.

Wednesday 13th January – Ordinal Numbers and Ordinal Numbers – Reasoning and Problem Solving.

Thursday 14th January – The Number Line.

Friday 15th January – The Number Line – Reasoning and Problem Solving.

Thursday 7th - **Lesson 1 – Order Objects**

Click this link and select the order objects video for your maths lesson - https://whiterosemaths.com/homelearning/year-1/week-4/

Warm up – Answer these questions then watch the video to check your answers

1) One more than eight is ____

2) One less than 4 is ____

3) How many ants? 

4) What number comes next? 7, 6, 5, ____

Continue watching the video and answer these questions when prompted

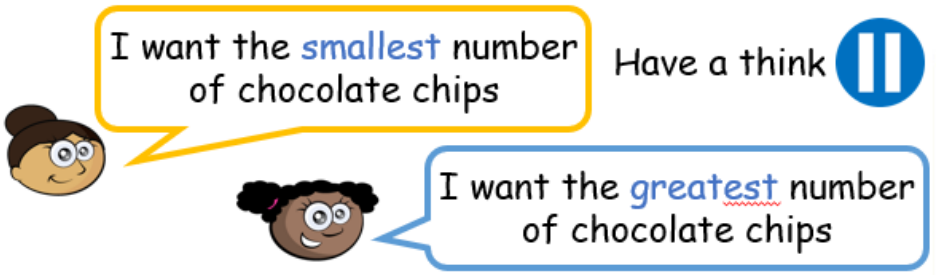

Which one will Dora choose?

Which one will Whitney choose?



1 How many children are there in each group?

A

B

C

Complete the sentences.

There are ☐ children in group A.

There are ☐ children in group B.

There are ☐ children in group C.

The smallest group is ____.

The greatest group is ____.

2

A



B



C

Complete the sentences.

The greatest group is ____.

The _____ group is B.

Order from smallest to greatest

What could the missing amount be?



3 Draw counters in group A to make:

- group B the smallest
- group C the greatest.



A B C

Is there more than one answer?

Find them all.

Friday 8th – **Order Objects – Reasoning and Problem Solving**

Whitney is ordering the amount of spots on these three ladybirds, from the greatest amount of spots to the least.

She says,

Do you agree? Explain why.

Jack has 6 sunflowers.
Rosie has more sunflowers than Jack.
Amir has more sunflowers than Rosie.

Who has the least amount of sunflowers?

Draw counters on the ten frames so that they are ordered from greatest to smallest.
How many ways can you find?

Greatest

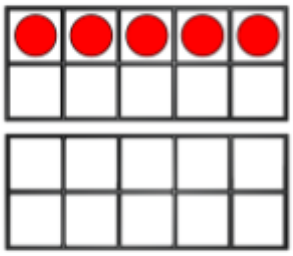

Smallest

Monday 11th - **Lesson 2 – Order Numbers**

Click this link and select the order numbers video for your maths lesson - https://whiterosemaths.com/homelearning/year-1/week-4/

Warm up – Answer these questions then watch the video to check your answers

1) One more than two is ___

2) One less than 10 is ___

3) How many bees?

4) What number comes next? 3, 4, 5, ___

Continue watching the video and answer these questions when prompted

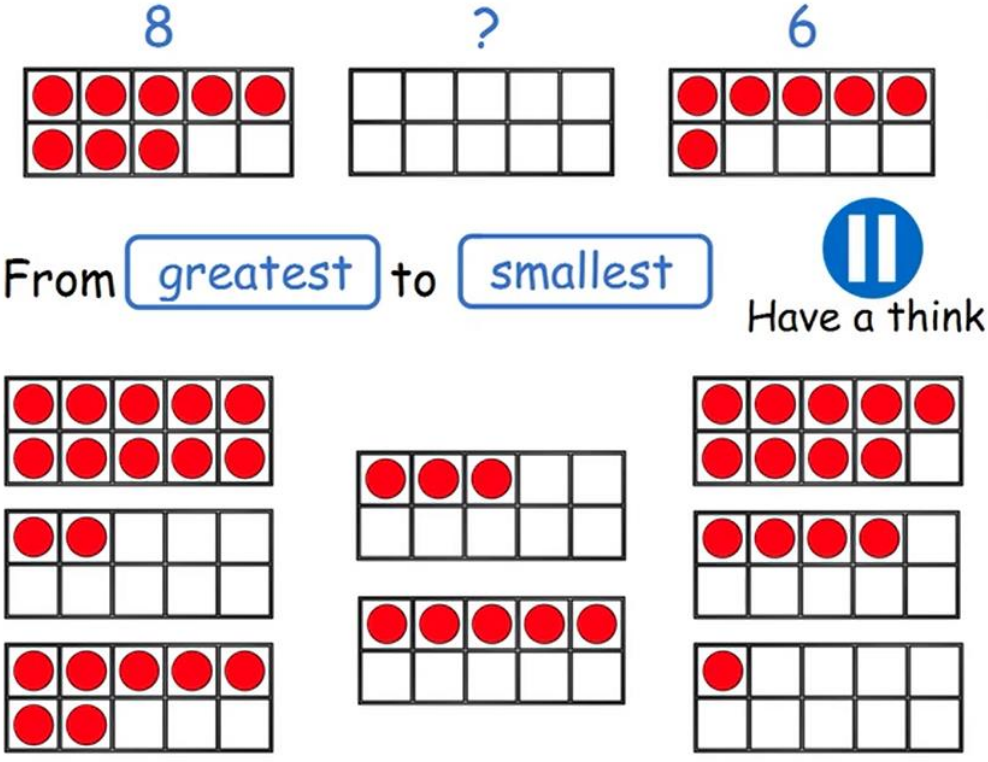

1 a) What are the numbers?

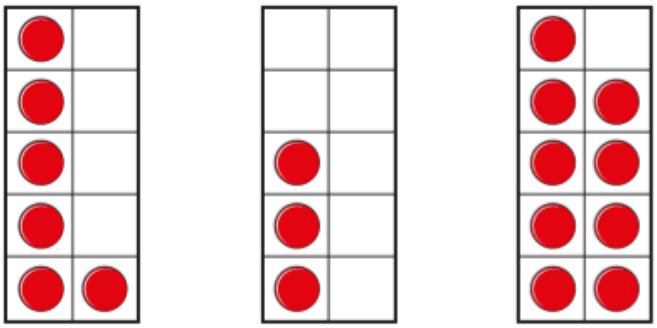

b) Write the numbers in order.

Start with the smallest number.

smallest greatest

2 Circle the numbers that are in order from greatest to smallest.

1, 4, 5 5, 4, 1



From smallest to greatest

____ , ____ , ____



From greatest to smallest

____ ____ ____

3 Write the numbers in order.

Start with the smallest number.

a) 9 4 1 ☐ ☐ ☐

b) 5 0 6 ☐ ☐ ☐

c) 5 8 2 ☐ ☐ ☐

4 Write the numbers in order.

Start with the smallest number.

a) seven five six

_____

b) zero eight three

_____

5 Write the numbers in order.

Start with the smallest number.

3 8 1 5

☐ ☐ ☐ ☐

Use 10 cubes.

Place them into 3 piles.

Order the piles from greatest to smallest.

How many different ways can you find?

Jack says,

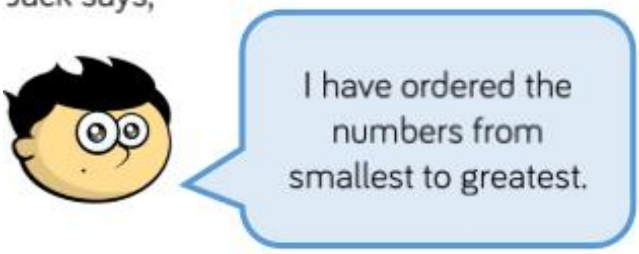



Do you agree with Jack?
Explain your reasoning.

Wednesday 13th - **Lesson 3 – Ordinal Numbers**

Click this link and select the Ordinal numbers video for your maths lesson - https://whiterosemaths.com/homelearning/year-1/week-4/

Warm up – Answer these questions then watch the video to check your answers

1) How many candles?

2) How do you spell 5 ?

3) Put these in order from smallest to greatest 3 9 2

4) Put these in order from greatest to smallest 3 9 2

Continue watching the video and answer these questions when prompted

Let's use ordinal numbers!

Which triangles are coloured in?

1 Here are some objects

a) Circle the first object.

b) Circle the third object.

2

a) Which flower is coloured?

The ☐ flower is coloured.

b) Colour the 5th flower.

3 Here are some shapes.

Complete the sentences.

The 1st shape is a _____.

The 3rd shape is a _____.

The star is the ☐ shape.

4 Draw the shapes in order.

- The last shape is a square.
- The 1st shape is a triangle.
- The 3rd shape is a circle.
- The 2nd shape is a rectangle.

Ordinal Numbers – Reasoning and Problem Solving

Two children have used the instructions to make a pattern.

> There are four shapes.
>
> The first is a circle.
>
> The last is a square.
>
> The other two shapes are a triangle and a rectangle.

Here are their patterns.

Amir

Dora

Who is correct?

Tommy, Teddy and Alex take part in a race.

The results are:

Teddy	Alex	Tommy
1st	2nd	3rd

Fill in the blanks:

Tommy finished behind _____.

Teddy finished in front of _____.

Alex finished in front of _____ but behind _____.

Thursday 14th - **Lesson 4 – The Number Line**

Click this link and select the number line video for your maths lesson - https://whiterosemaths.com/homelearning/year-1/week-4/

Warm up – Answer these questions then watch the video to check your answers

1) These are in order from _____ to _____

2) What is one more than 1?

3) What colour is the third bear?

4) How many counters?

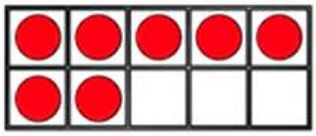

Continue watching the video and answer these questions when prompted

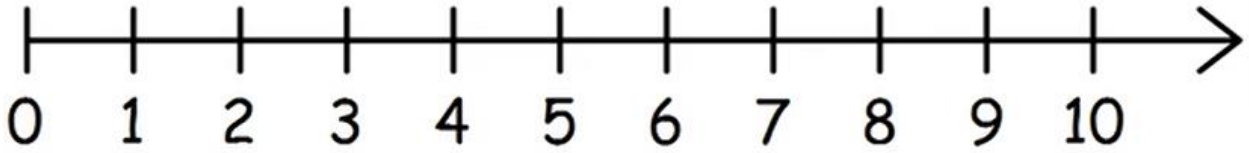

How many?



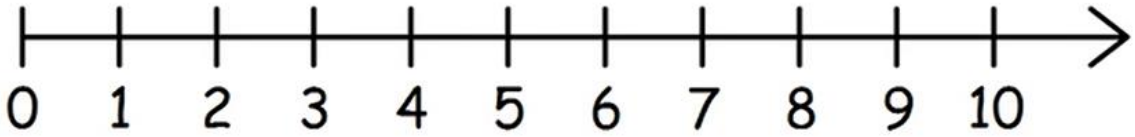

Find the number three.

What is one more than three?

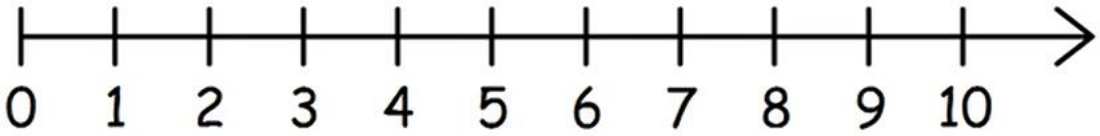

What is the first number?

What is the last number?

1 **a)** Circle the number 2

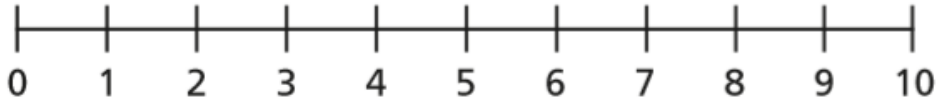

b) Circle one less than 5

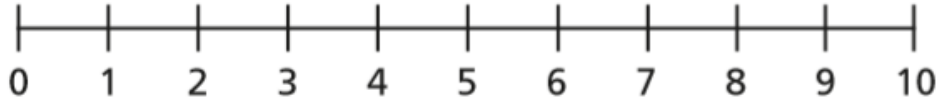

c) Circle a number greater than 8

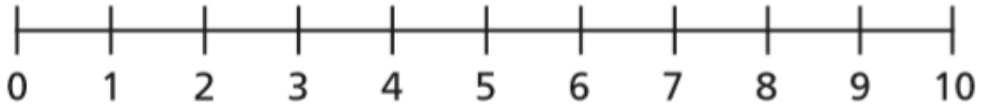

d) Circle the greatest number.

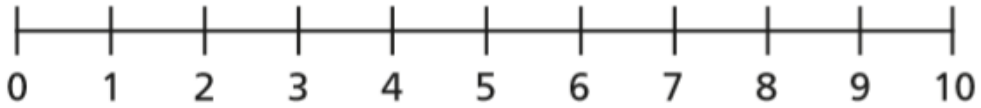

What numbers are missing?

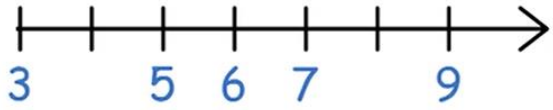

2 Complete the number lines.

a)

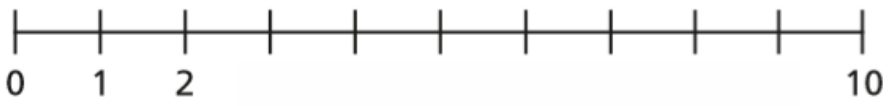

b)

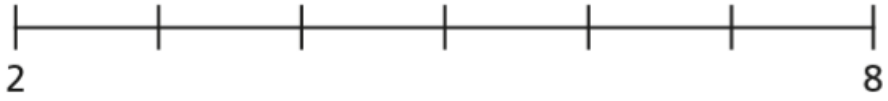

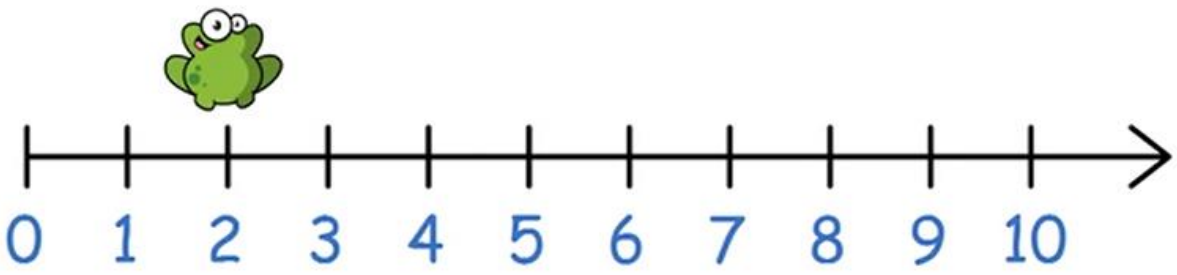

How many jumps from two is four?

3 Draw your answers on the number lines.

a) How many jumps from one is five?

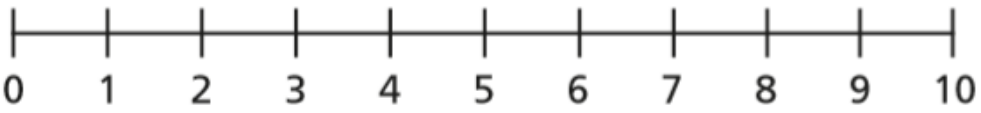

b) How many jumps from 2 is 8?

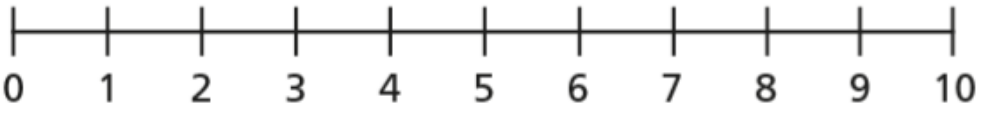

Friday 15th – **Number Line – Reasoning and Problem Solving**

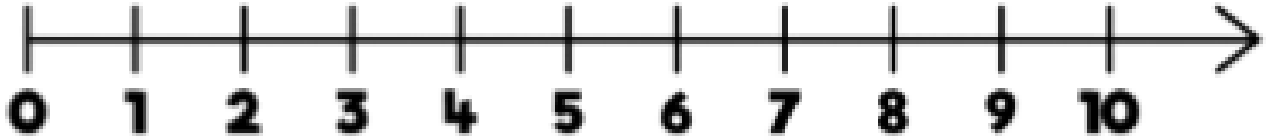

Roll a die.

Place a counter on the number line covering the number shown by the die.

Work out how many jumps to 0 and how many to 10
Which is closer?

If you rolled a 6 and did three jumps, what numbers could you land on?

Can you roll a number where there are 7 and 3 jumps to 10 or 0?
Which numbers could they be?

If you don't have a dice could you ask a family member to select a number between 0-10 for you? Or see what numbers you can see around you?

Mo points to a number on the number line.
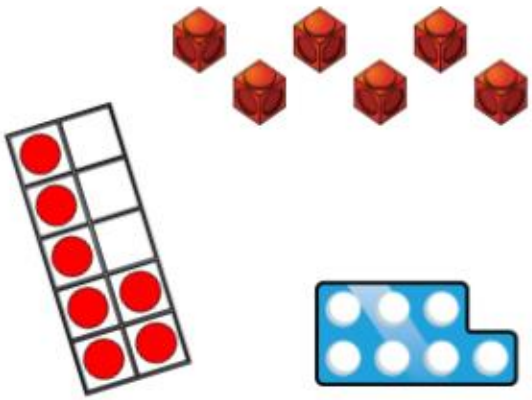
Which of these could **not** represent this number?