



Starting School at Moorside Reception Class

What you need to know!

MOORSIDE

What will happen for the first few days?

- Emphasis on playing, building relationships, getting familiar with new environments, new routines etc.
- Everyone will do a week of half days (Tuesday 8th-Friday 11th September)
- Please help your child to find their peg each morning and hang up their coats / bags.
- There will be activities for the children to start each morning. You are welcome to help your child settle to an activity – if needed – before you leave.
- Drop-off and pick-up from outside the reception classroom door.

WELCOME

What will happen from week 2?

- **From week 2 (14th September)**
- Monday 8.50am – 1pm (Children will stay for dinner)
- Tuesday 8.50am – 1pm (Children will stay for dinner)
- Wednesday 8.50am – 1pm (Children will stay for dinner)
- Thursday 8.50am – 3.15pm
- Friday 8.50am – 3.15pm
- As we are keen to promote independence, the children will come into school by themselves from week 2. This helps us to ensure a calm start to the day so that we can start teaching sessions straight away. Staff will always support any children who need it and will be available to chat to parents who want to pass on messages.

Lunch

- All children in KS1 are eligible for a free school meal but they are also welcome to bring a packed lunch if they prefer.
- We are a Healthy School and encourage children to eat a varied, healthy diet. Please support us by ensuring that the food in their packed lunch contains a variety of food that supports healthy growth and brain development.




For further support with this, please see our school website for a link to the NHS Change For Life website that has lots of ideas for healthy Lunch Box food and recipes.



- We go into the hall earlier than the rest of school so that there is plenty of time to get served before the rest of the school come in.

Snacks and Water

- Water is always available – each child has a named cup.
- Fresh fruit and vegetables and milk are available for snack every morning
- We encourage the children to help serve the snacks and the fruit to others



What will my child do all day?

- **What will my child do during a school day?**
- 8.50 – 9.00 Door opens and children come in, hang up coats / bags, self-register and complete a learning activity.
- 9.00 – Phonics session
- 9.20 – Adult-led and independent learning indoors and outdoors
- 10.30 – Maths session
- 10.50 – Adult-led and independent learning indoors and outdoors
- 11.30 – Tidy-up time and story
- 12.00 – 1 – Lunch time
- 1.00 – Topic or Writing session
- 1.10 – Adult-led, continuous provision and independent learning indoors and outdoors
- 2.40 – Tidy-up time and story / singing
- 3.15 - Home time



W O R D S



How to get ready for school...

- Practise trying on uniform and looking at book bags/PE bags – let them help you pack them. Be as involved as possible!
- It's easier for them if they can use the toilet independently, obviously staff are on hand where necessary and are used to accidents!
- Lots of sharing books.
- Listen to sounds in the environment and talk about them.
- Look at words and numbers in the environment and how / why they have been used.
- 'Natural' talk about starting school – if you're passing by, have a chat about it, going to buy school shoes etc be excited about it, but don't let it dominate from now until September!



WOODRIDGE

What does your child need?



- Your child will need to wear our school uniform with a pair of sturdy black shoes.
- We do provide aprons for messy activities in Reception but your child will also need;
- A spare set of clothes in case of accidents.
- A splash suit or waterproof trousers and coat.
- Named wellington boots for outside activities.
- A PE kit – black pumps, black or blue shorts, white t-shirt, trainers (for outside) and a pair of jogging bottoms (for outside if it is cold).
- Warm coats, hats and gloves in winter and sunhats in the summer.
- It is very helpful if your child has shoes they can fasten themselves such as velcro as we promote independence, encouraging them to learn to put on their own coats and shoes.
- A packed lunch - if they are not having a school dinner.
- A book bag to carry their reading book and another letters / homework.



- **It is important that all clothes and footwear are clearly named.**

Learning Journeys

- Each child will have their own Learning Journey where staff can record your child's time in Reception and how they change / develop. They are a collection of observations, photos and other work / creations.
- Your contributions are also very important as they give us a view of the 'whole child'. Please send us photos, notes and anything else you feel will help us capture your child's development.
- You can use the email address fsu@moorside-pri.n-yorks.sch.uk to send us photos of your child's activities outside of school.





Parents in school

- We will have regular sessions where you are encouraged to join us in school to learn with your child. You will also have the time to share the Learning Journey folders so your child can tell you all about their time in school.
- We also hold a Parental Consultation evening each term, which gives parents additional time to talk about the learning and development of their child.

M O O R S I D E


Phonics

- Phonics is (for most children), the quickest way to start to read whole words.
- It is quick, fast-paced and happens everyday – come rain or shine!
- It is a way of using the sounds (phonemes) that letters make to blend and segment to read and write words;
b – u – s = bus
- Children will learn 4 sounds a week – big help if you help your child to practise at home everyday.
- We will send home the new sound of the day – listen carefully to how you child pronounces the sound; it might be different to what you think! See Mr Teach Simple Phonics on YouTube for the pure sounds.
Alphablocks is also a good site!
- We will hold a meeting in September to go over this in more detail.



What can I do to help?

- The absolute best way to help is to share books with your child; their reading book, their favourite book, a library book, a magazine – anything! Please record your home reading in the reading record.
- Practise the phonics that your child brings home.
- Practise reading the words common exception / high frequency words that your child brings home.
- Read / talk about their school reading book with them every day.
- We will also send home other activities that will help to support other teaching areas in class such as maths / science.
- Download the Marvellous Me app so that we can send you messages about the lovely things that your child has been doing in school.





Concerns

- Starting school is an exciting time but some children may be unsettled at first, especially if they have been at home for a long time. Some children will run into school but it may take more time to settle for others – this is completely normal so please don't worry.
- Always talk about school in a positive way as children can sense if you are worried and this may make them nervous.
- We are all very experienced and we understand how to help children to settle and learn in school.
- SEND – Throughout the year, if we feel that your child isn't making the expected progress, there are lots of resources and interventions that we can use to help. We will always discuss this with you first.
- If you have any concerns, talk to us – we are here to help! Good school / home partnership is essential.

MOORSIDE

